



Corporate Presentation
May 2026

Disclaimer

- By attending any meeting where this Presentation is made available, or by reading the slides ("**Presentation**") or accompanying materials, the recipient agrees to be bound by the limitations and restrictions set out herein and to maintain strict confidentiality in respect of the information disclosed in this Presentation.
- This presentation is issued by GR Highways Investment Manager Private Limited (the "**Investment Manager**") on behalf of Indus Infra Trust formerly Bharat Highways InvIT ("the **Trust**") for general information purposes only, without regard to specific objectives, suitability, financial situations and needs of any particular person. This presentation does not constitute or form part of any offer or invitation or inducement to sell or issue, or any solicitation of any offer to purchase or subscribe for, any securities of the Investment Manager, the Trust or its Project SPVs, nor shall it or any part of it or the fact of its distribution form the basis of or be relied on in connection with or act as an inducement to enter into any contract, commitment or investment decision in relation thereto in India, the United States or any other jurisdiction. No person is authorized to give any information or to make any representation not contained in or inconsistent with this presentation and if given or made, such information or representation must not be relied upon as having been authorized by any person.
- Unless otherwise stated in this presentation, the information contained herein is based on management information and estimates. The information contained in this presentation is only current as of its date, unless specified otherwise, and has not been independently verified. Please note that, you will not be updated in the event the information in the presentation becomes stale. This presentation comprises information given in summary form and does not purport to be complete and it cannot be guaranteed that such information is true and accurate. You must make your own assessment of the relevance, accuracy and adequacy of the information contained in this presentation and must make such independent investigation as you may consider necessary or appropriate for such purpose. Moreover, no express or implied representation or warranty is made as to, and no reliance should be placed on, the accuracy, fairness or completeness of the information presented or contained in this presentation. Further, past performance is not necessarily indicative of future results. Any opinions expressed in this presentation or the contents of this presentation are subject to change without notice.
- None of the Indus Infra Trust or the Sponsor / Sponsor Group Entities or the Investment Manager or the IDBI Trusteeship Services Limited or any of their respective affiliates, advisers or representatives accept any liability whatsoever for any loss howsoever arising from any information presented or contained in this presentation. Furthermore, no person is authorized to give any information or make any representation which is not contained in, or is inconsistent with, this presentation. Any such extraneous or inconsistent information or representation, if given or made, should not be relied upon as having been authorized by or on behalf of the Indus Infra Trust or the Sponsor / Sponsor Group Entities. None of them shall have any responsibility or liability whatsoever (for negligence or otherwise, including any third-party liability) for any loss or damage (including consequential loss or damage) howsoever arising from any use, reliance or distribution of this Presentation or its contents or otherwise arising in connection with this Presentation.

Disclaimer

- This presentation is not intended for distribution or publication in the United States (including its territories and possessions, any state of the United States and the District of Columbia). Neither this document nor any part or copy of it may be distributed, directly or indirectly, in the United States. The distribution of this document in certain jurisdictions may be restricted by law and persons into whose possession this presentation comes should inform themselves about and observe any such restrictions. By reviewing this presentation, you agree to be bound by the foregoing limitations. You further represent and agree that you are located outside the United States, and you are permitted under the laws of your jurisdiction to receive this presentation.
- This presentation may not be copied or disseminated, in whole or in part, and in any manner or for any purpose. No person is authorized to give any information or to make any representation not contained in or inconsistent with this presentation and if given or made, such information or representation must not be relied upon as having been authorized by any person. Failure to comply with this restriction may constitute a violation of applicable laws.
- This presentation may include statements which may constitute forward-looking statements. All statements that address expectations or projections about the future, including, but not limited to, statements about the strategy for growth, business development, market position, expenditures, and financial results, are forward looking statements. Forward looking statements are based on certain assumptions and expectations of future events. This presentation should not be relied upon as a recommendation or forecast by the Investment Manager. Please note that the past performance of the Trust, its subsidiaries, its joint ventures and its associates, as applicable, is not, and should not be considered as, indicative of future results. The Investment Manager cannot guarantee that these assumptions and expectations are accurate or will be realised. The actual results, performance or achievements, could thus differ materially from those projected in any such forward-looking statements. The Investment Manager does not undertake to revise any forward-looking statement that may be made from time to time by or on behalf of the Trust. Given these risks, uncertainties and other factors, viewers of this presentation are cautioned not to place undue reliance on these forward-looking statements.
- Any potential investors should note that investment in units involves a degree of risk and for details relating to the same, please refer to the Preliminary Placement Document, including the section “Risk Factors”.

Table of Content:

1	Executive Summary	05
2	Overview Of Indus Infra Trust	07
3	Financial Strength	12
4	Future Growth Pipeline	17
5	Governance Framework	20
6	Annexure	22



Executive Summary

Key Highlights:



Strong structural tailwinds in India's roads sector driven by rising government capex & policy support

- Well positioned to benefit from India's sustained infrastructure push, with capital expenditure rising to INR 12.2 Trillion in the FY27 Budget
- Initiatives such as the National Monetisation Pipeline (NMP 2.0) continue to drive project awards, asset recycling and long-term investment visibility



Indus Infra InvIT has a geographically diversified portfolio of road assets with proven operating track-record

- Portfolio includes 13 NHAI HAM assets, with traffic risk borne by NHAI, ensuring stable & predictable annuity cash flows
- InvIT has received 87 out of the 390 annuities with over INR 127 Bn in annuities receivable over the project life



Robust financial performance supported acquisitions, consistent distributions and stable debt profile

- Delivered INR 27.7 cumulative DPU¹, backed by assets with a weighted avg balance life of ~11.34 years
- Acquisitions and stable debt profile have helped support the consistent distributions by the InvIT



Visible growth pipeline via ROFO assets & third-party acquisitions

- InvIT benefits from a ROFO on 19 road assets from GR Infra and any new assets awarded to GR Infra over the next 3 years
- Additionally, acquisitions of assets from third-parties to be done on a case-by-case basis (SPA signed for 4 Assets)



Backed by stellar management team & robust governance framework

- The InvIT is led by a highly experienced management & well supported by a mix of Independent & Executive directors

Overview Of Indus Infra Trust

Portfolio Snapshot

Portfolio Overview & Geographical Spread



INR 94,484 Mn.
AUM¹



INR 55,168 Mn.
Market Cap²

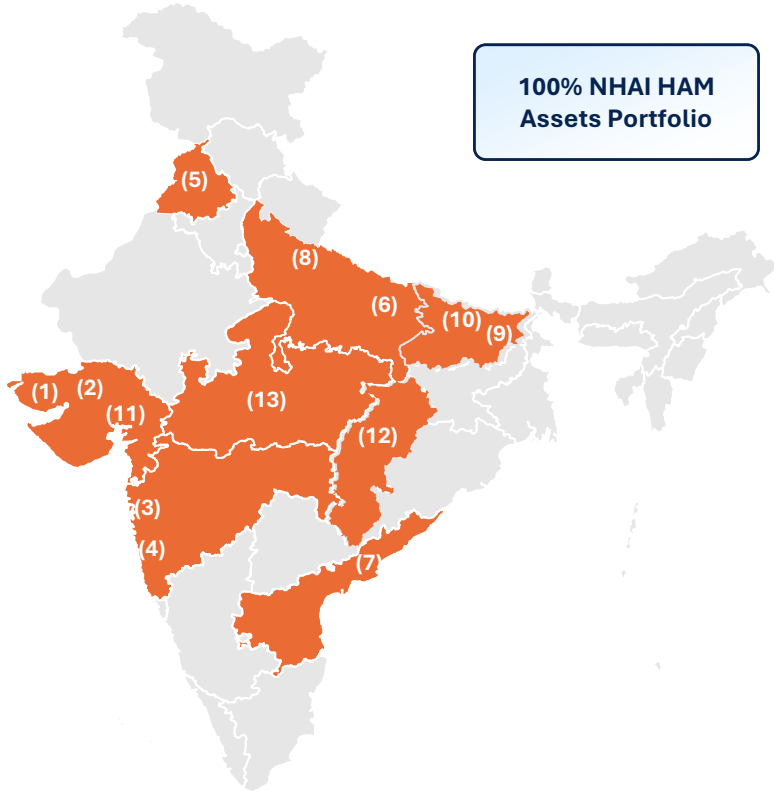


11.34 Years
W. Avg. Residual
Concession Life³



3,646
Lane KMs

**100% NHAI HAM
Assets Portfolio**



Project	State	Length (km)	Location	Residual Concessi-on (Yrs)	Bid Project Cost (in ₹ Mn.)	Pavement Details	
1	Porbandar Dwarka	Gujarat	117.75	NH-8E	9.05	16,000.00	<ul style="list-style-type: none"> 114.75 Km- Rigid 3 Km- Flexible
2	GR Dwarka Devariya	Gujarat	71.89	NH-151A	11.35	9,946.65	Rigid
3	GR Akkalkot Solapur	Maharashtra	38.95	NH-150E	10.01	7,920.14	Rigid
4	GR Sangli Solapur	Maharashtra	45.60	NH-166	10.25	9,367.00	Rigid
5	GR Phagwara	Punjab	80.82	NH-344A	8.91	13,670.00	<ul style="list-style-type: none"> 11.26 Km- Rigid 69.56 Km- Flexible
6	Varanasi Sangam	Uttar Pradesh	72.40	NH-2	9.60	24,369.44	<ul style="list-style-type: none"> 53.01 Km- Rigid 19.38 Km- Flexible
7	GR Gundugolanu Devarapalli	Andhra Pradesh	69.88	NH-16	10.28	18,270.00	Flexible
8	GR Aligarh Kanpur	Uttar Pradesh	70.98	NH-91	11.91	18,217.60	Rigid
9	GR Galgalia Bahadurganj	Bihar	49.00	NH-327E	13.02	10,376.65	<ul style="list-style-type: none"> 33.90 Km- Rigid 15.10 Km- Flexible
10	GR Bahadurganj Araria	Bihar	44.98	NH-327E	13.37	10,533.15	<ul style="list-style-type: none"> 31.24 Km- Rigid 11.74 Km- Flexible
11	GR Ena Kim Expressway	Gujarat	36.93	NE-4	13.68	21,779.71	Rigid
12	GR Bilaspur Uрга	Chhattisgarh	70.20	NH-130A	13.38	14,958.19	<ul style="list-style-type: none"> 51.45 Km- Rigid 18.75 Km- Flexible
13	GR Ujjain Badnawar	Madhya Pradesh	69.10	NH-752D	13.77	9,041.39	Flexible
Total			838.48		~11.34³	1,84,449.92	



(1) As of March 2026 (2) As of May 19, 2026 (3) Weighted Avg. Residual Concession Period in Years (Based on BPC)

Evolution of Portfolio

	FY24		FY25		FY26
AUM ¹	INR 61,266 Mn	~14.8% ↑	INR 70,362 Mn	~34.3% ↑	INR 94,484 Mn
AUM (Lane Km)	2,134 Km	~22.5% ↑	2,614 Km	~39.5% ↑	3,646 Km
No. Of Assets	7		9		13
No. of States	5		6		8
Wtd. Avg. Residual Concession Period ²	~11.83 years		~11.38 years		~11.34 years
Net Debt to AUM ³	4.47%		21.79%		43.46%
NAV p.u. ¹	INR 114.12	+ INR 1.7 ↑	INR 115.81	+ INR 1.0 ↑	INR 116.81
DPU for the period	INR 3.0 ⁴		INR 11.2	~20.5% ↑	INR 13.5
Annuities Receivable ⁵	INR 58,561	~25.0% ↑	INR 73,229 Mn	~46.0% ↑	INR 106,943 Mn

(1) NAV & AUM at Fair value based on Valuation report issued by independent valuer as on last day of the Financial Year (2) Based on Bid Project Cost (3) Net Borrowing ratio after excluding amount retained towards debt services and O&M expenses obligations of SPV from cash and cash equivalent is 48.17% and 29.76%, as at March 31, 2026 and March 31, 2025 respectively (4) Only Q4FY24 (5) As On Last Day of the Financial Year

Diversified Quarterly Annuity Schedule

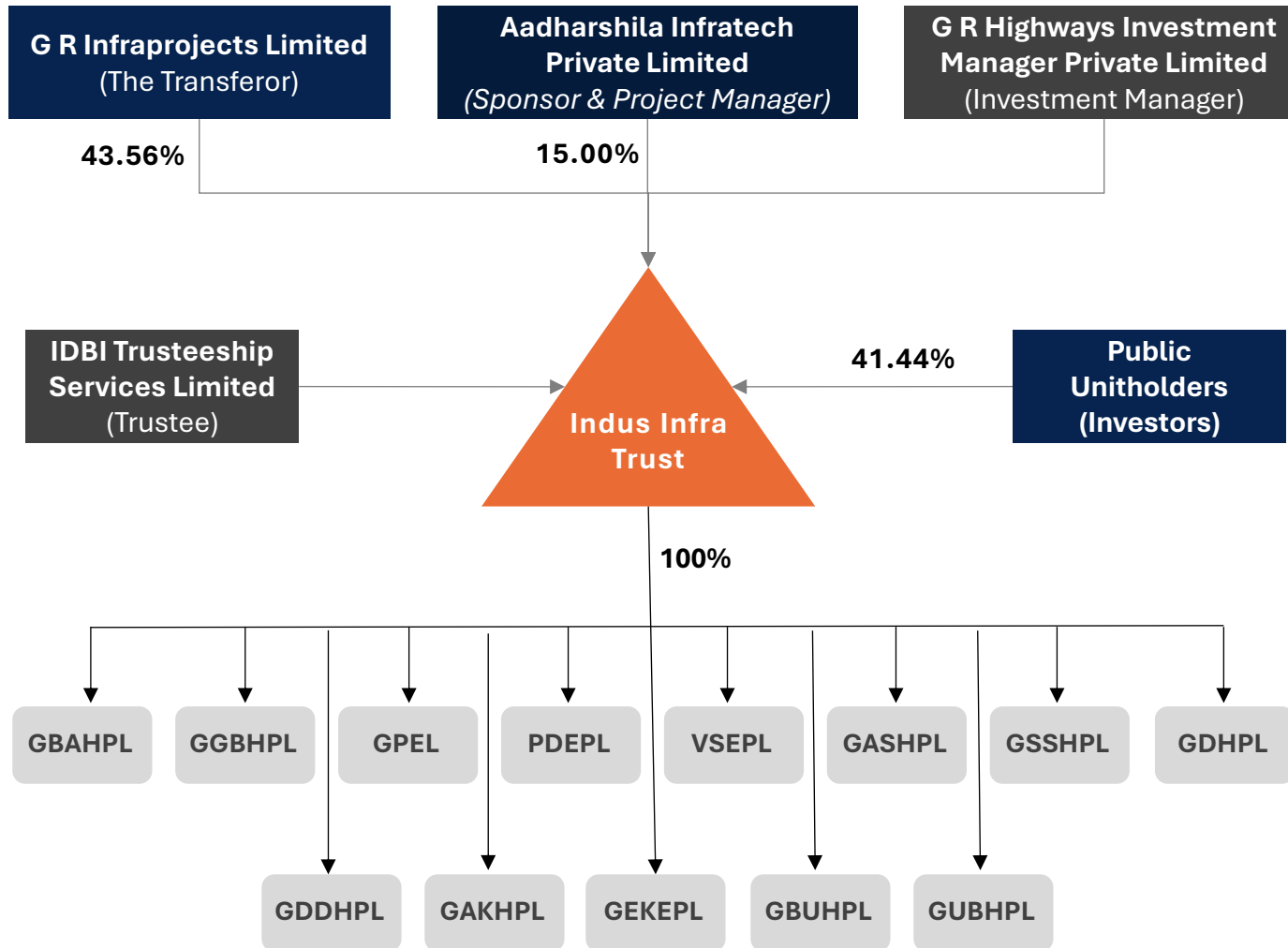
Project (SPV) Name	Annuity Receipt Calendar				FY26 Annuity Receipts				Total Annuities Receivable (INR Mn)	Total Annuities Receivable as on Mar 31, 2026 (INR Mn)	No. of Annuities Received
	Q1	Q2	Q3	Q4	Due Date 1 ⁽¹⁾	Receipt Date 1	Due Date 2 ⁽¹⁾	Receipt Date 2			
 MM in FY27 ← GR Phagwara		✓		✓	24-Aug-25	30-Aug-25	24-Feb-26	2-Mar-26	9,141	6,401	12/30
Porbandar Dwarka	✓		✓		15-Apr-25	24-Apr-25	15-Oct-25	15-Oct-25	10,390	7,580	11/30
GR Akkalkot Solapur		✓		✓	28-Sep-25	1-Oct-25	28-Mar-26	30-Mar-26	5,630	4,267	10/30
 MM in FY27 ← Varanasi Sangam	✓		✓		1-May-25	19-May-25	1-Nov-25	11-Nov-25	16,482	12,492	10/30
GR Gundugolanu Devarapalli		✓		✓	9-Jul-25	18-Jul-25	9-Jan-26	19-Jan-26	11,960	9,394	9/30
GR Sangli Solapur	✓		✓		27-Jun-25	30-Jun-25	27-Dec-25	30-Dec-25	6,581	5,170	9/30
GR Dwarka Devariya		✓		✓	1-Aug-25	14-Aug-25	1-Feb-26	5-Feb-26	6,882	5,769	7/30
GR Aligarh Kanpur		✓		✓	23-Aug-25	8-Sep-25	23-Feb-26	9-Mar-26	12,592	10,873	6/30
GR Bahadurganj Araria		✓		✓	N.M.	N.M.	5-Feb-26	20-Feb-26	7,513	7,022	3/30
<i>Acquired in Q4FY26</i> ← GR Bilaspur Urga		✓		✓	N.M.	N.M.	N.M.	N.M.	10,991	10,279	3/30
GR Galgalia Bahadurganj	✓		✓		5-Apr-25	24-Apr-25	5-Oct-25	16-Oct-25	7,371	6,891	3/30
<i>Acquired in Q4FY26</i> ← GR Ena Kim Expressway	✓		✓		N.M.	N.M.	N.M.	N.M.	15,929	15,249	2/30
<i>Acquired in Q4FY26</i> ← GR Ujjain Badnawar		✓		✓	N.M.	N.M.	N.M.	N.M.	5,805	5,557	2/30
Total									127,267	106,943	87/390

De-Risked Fixed-Price O&M Framework

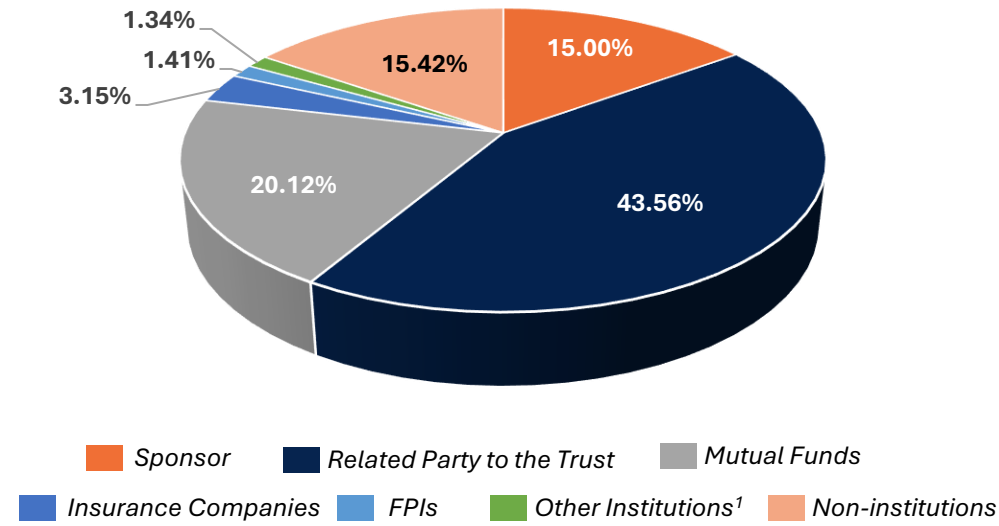
Back-to-back fixed-price O&M arrangements mitigate operating cost escalation risk, supporting stable & predictable annuity cash flows

(1) As per the provisions of the Concession Agreement, first annuity is due after 15 days from completion of 6 months from PCOD and so on
N.M.: Not Meaningful

Ownership Structure



Diversified Investor Base



Marquee Investors

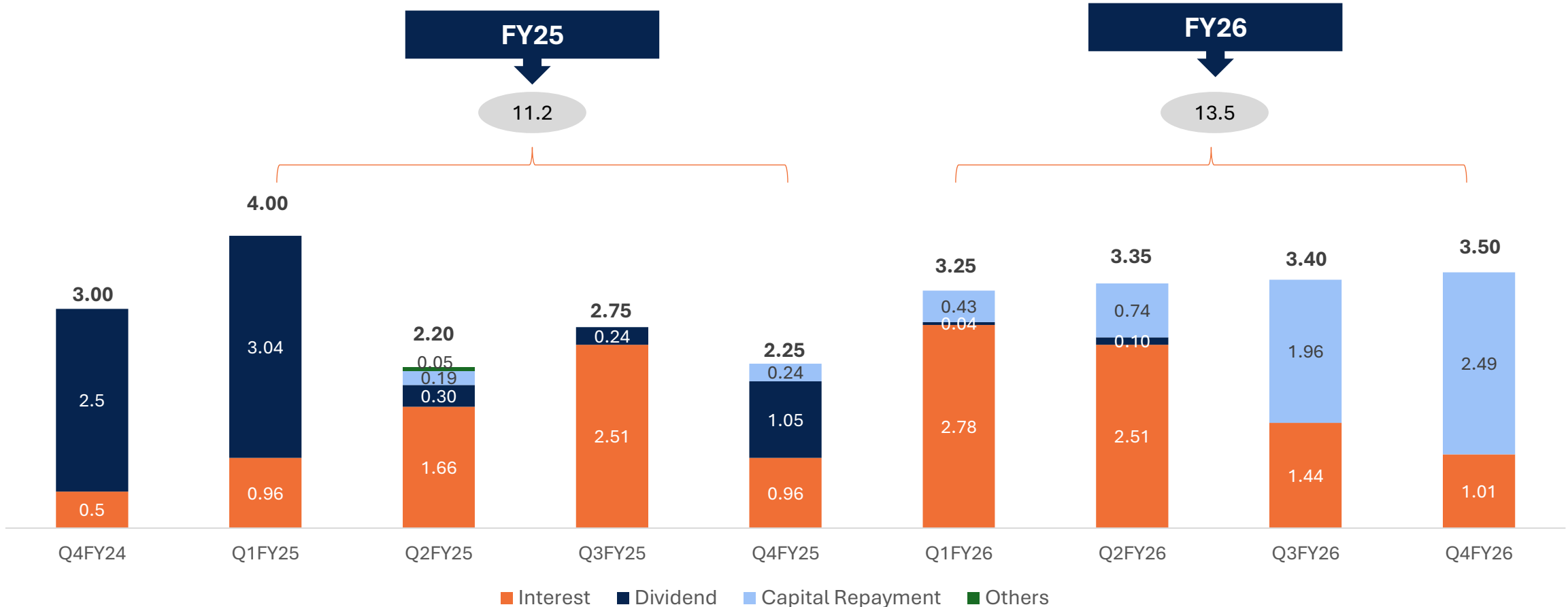
A collection of logos for marquee investors, including Kotak Mutual Fund, HDFC Mutual Fund, CIM, HDFC Life, UTI Mutual Fund, Aditya Birla Capital Mutual Funds, Axis Max Life Insurance, DSP Mutual Fund, ICICI Prudential Mutual Fund, Quant multi asset, multi manager, and Axis Mutual Fund.

Financial Strength

Delivered Consistent Distributions Since Listing

Cumulative DPU of INR 27.7 since listing

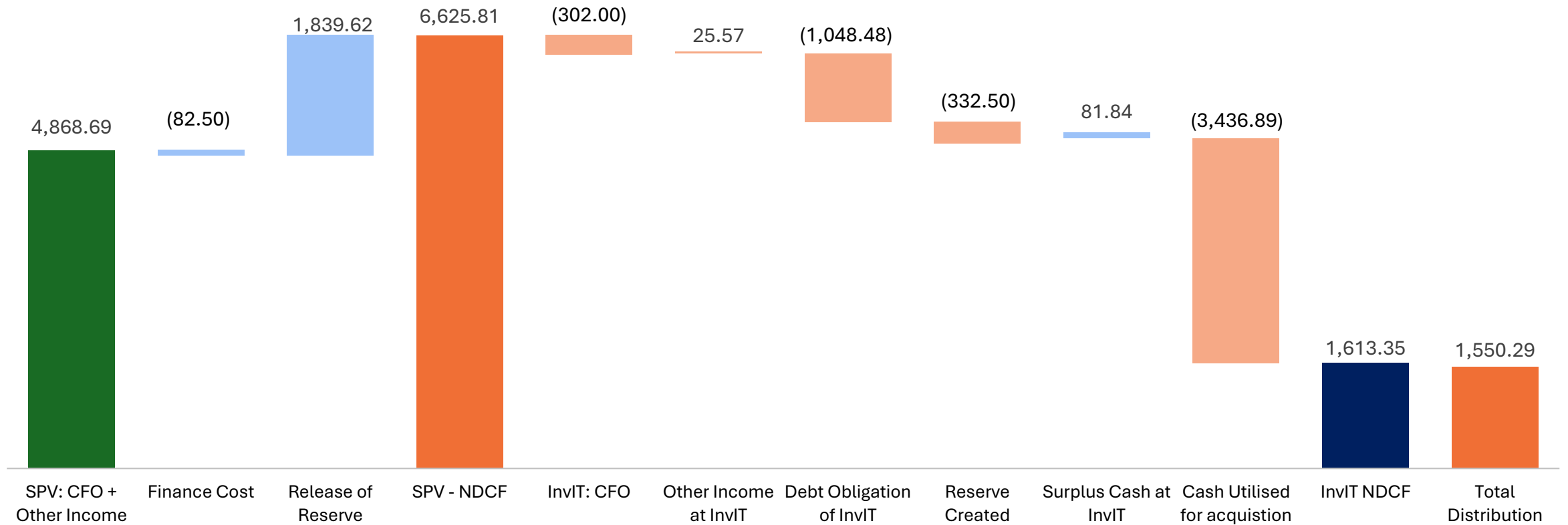
All figures in INR/unit



Note: All SPVs are under new tax-regime

Q4FY26 NDCF Waterfall

All figures in INR Mn



INR 1,550.29 Mn Total Distribution \rightarrow **INR 3.5** Distribution per unit = **INR 1.01** Interest per unit + **INR 2.49** Return of capital per unit

Track Record of Consistent Asset Additions



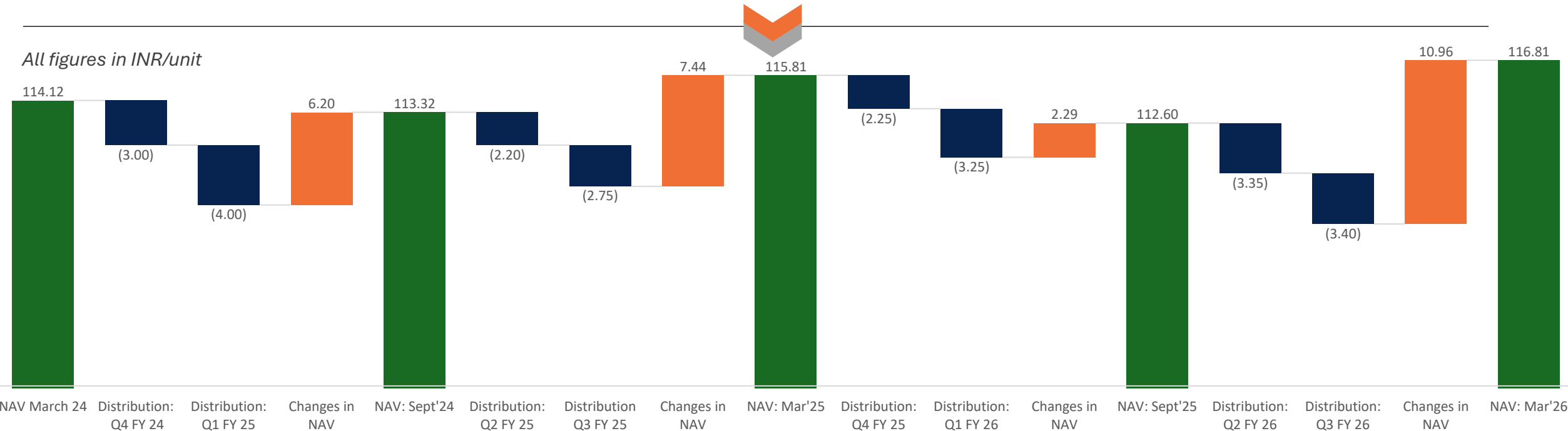
Aligarh Kanpur
(EV: INR 11,806 Mn)

Galgalia Bahadurganj
(EV: INR 6,433 Mn)

Bahadurganj Araria
(EV: INR 6,351 Mn)

- 1. Bilaspur Urga Highway
(EV: INR 9,430 Mn)
- 2. Ena Kim Expressway
(EV: INR 13,455 Mn)
- 3. Ujjain Badnawar
(EV: INR 4,884 Mn)

All figures in INR/unit



Prudent Debt Profile

Credit Ratings

CRISIL
Ratings

AAA/Stable

CareEdge
RATINGS

AAA/Stable

India Ratings & Research
A Fitch Group Company

AAA/Stable

CARE Ratings has reaffirmed the rating of CARE AAA/Stable, assigned to proposed and outstanding bank facilities aggregating to Rs. 79,015.20 Mn (enhanced from Rs. 29,583.50 Mn)

Debt Profile

As on 31st March 2026

Rs in Million

Particulars	Standalone	Consolidated
External Debt	36,882.26	46,028.78

3.13x
DSCR¹

100% Floating
Repo-linked
Borrowings

43.46%
Net Debt to AUM

Lending Relationships



(1) Debt service coverage ratio after considering receipts of annuity from authority during the period net off finance income recognized on service concession receivables would be 3.13 for the year ended 31 March 2026



Future Growth Pipeline

ROFO Agreement With GRIL



Future Pipeline of Assets

Proposed ROFO Agreement - InvIT will have a right of first offer for acquiring-

- ✓ 19 additional road assets owned by GRIL
- ✓ Any road asset that GRIL may acquire over the next 3 years

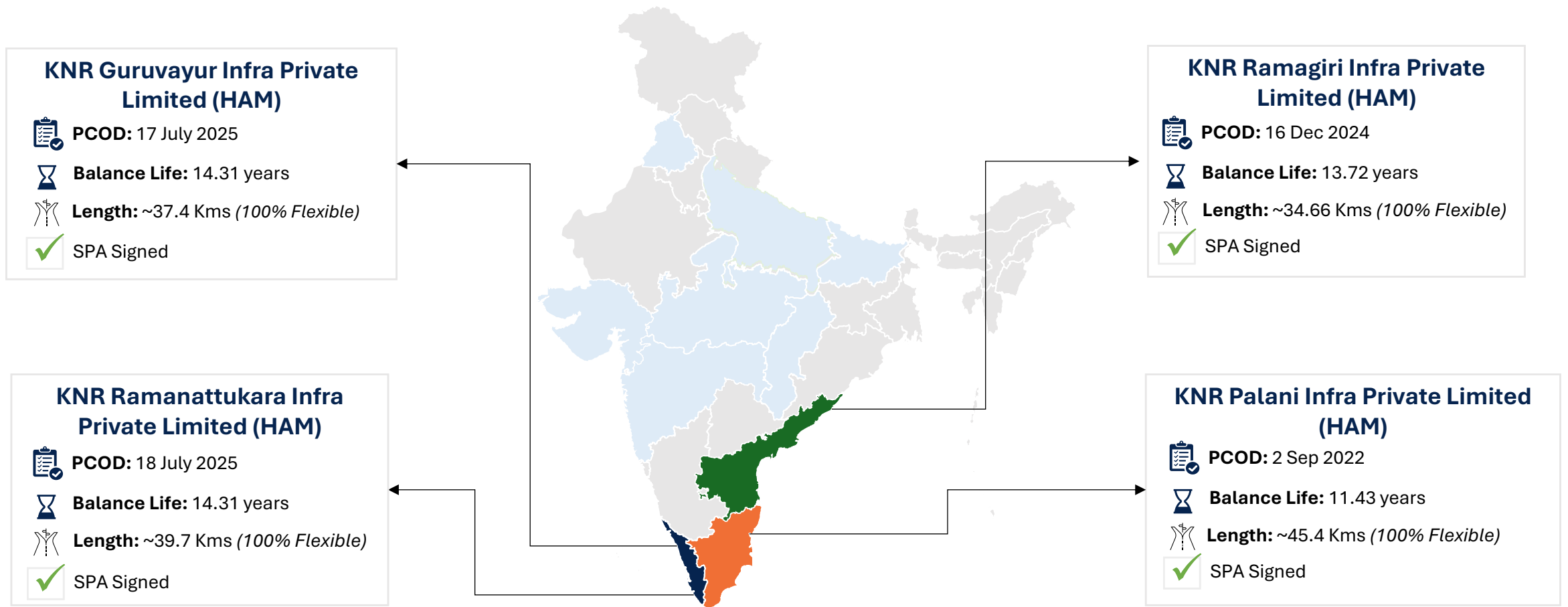


Proposed 19 ROFO assets to be acquired from GR Infra

Sr. No.	Name of the SPVs	Length (km)	Bid project cost (in INR million)
1	GR Bandikui Jaipur Expressway Private Limited	66.916	13,680.00
2	GR Shirsad Masvan Expressway Private Limited	27.118	27,470.00
3	GR Madanapalli Pileru Highway Private Limited	55.9	15,770.00
4	GR Bhimasar Bhuj Highway Private Limited	65.478	10,850.00
5	GR Govindpur Rajura Highway Private Limited	56.18	9,070.00
6	GR Amritsar Bathinda Highway Private Limited	39	9,270.00
7	GR Bamni Highway Private Limited	32.98	8,370.00
8	GR Devinagar Kasganj Highway Private Limited	57.968	12,268.70
9	GR Ludhiana Rupnagar Highway Private Limited	37.7	9,510.00
10	GR Varanasi Kolkata Highway Private Limited	33.5	12,483.70
11	GR Venkatpur Thallasenkesa Highway Private Limited	39.41	8,478.70
12	GR Yamuna Bridge Highway Private Limited	38.25	7,371.70
13	GR Hasapur Badadal Highway Private Limited	36.4	8,721.70
14	GR Belgaum Raichur (Package-5) Highway Private Limited	46.2	7,164.70
15	GR Belgaum Raichur (Package-6) Highway Private Limited	44.9	7,407.70
16	GR Kasgnaj Bypass Private Limited	56.4	10,854.70
17	Agra Gwalior Highway Private Limited	178.4	42,627.80
18	Munger Link Highway Private Limited	82.4	24,408.70
19	Nasarpore Malotha Highway Private Limited	60.21	14,535.70
TOTAL		1,055.31	2,60,313.80

Key Proposed to be acquired in Q4FY27

Target SPVs via Third-Party Acquisitions



Key
Current Presence



Governance Framework

Management Team Overview

Board of Directors



Ajendra Kumar Agarwal
Chairman & Non-executive Director

- Managing director on the board of directors and a promoter of GRIL
- 20+ years of experience in the road construction industry



Raghav Chandra
Independent Director

- 35+ years of experience in areas including public administration, tribal affairs, industrial housing and urban infrastructure development
- Past : Chairman of the NHAI, Joint Secretary for the MoRTH, Principal Secretary for the Urban Administration & Development Department, Government of Madhya Pradesh etc.



Deepak Maheshwari
Independent Director

- 40+ years of experience in banking and finance
- Past : Chief Credit Officer at Axis Bank Limited, Group Head (wholesale credit risk) at HDFC Bank Limited, associated with SBI and formerly served on the board of directors of Federal Bank Limited




Swati Anil Kulkarni
Independent Director

- 30+ years of experience in investment
- Was an executive vice president and fund manager (equity) at UTI Asset Management Company Limited
- Recognized as one of the best fund managers in large-cap funds category by ET-Wealth Morningstar Rankings for 2021 and 2022



Ramesh Chandra Jain
Non-Executive Director

- 35+ years of experience in the road construction industry
- Presently working with GRIL as Executive Director, responsible for monitoring the construction and bidding process
- Previously associated with NHAI as a Manager (technical)



Ankush Vinod Pitale
Additional Director - Independent

- 25+ years of experience in investment Banking
- Diverse experience in equity, debt fund raising, and other corporate advisory transactions
- Previously associated with leading investment Banks, such as Morgan Stanley, Citibank, Deutsche Bank, and HDFC Bank

Key Managerial Personnel



Amit Kumar Singh
Chief Executive Officer



Harshael Sawant
Chief Financial Officer



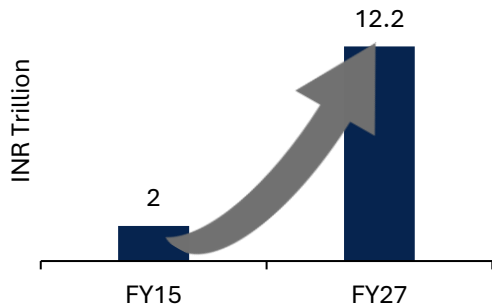
Mohnish Dutta
Company Secretary

Annexure

Industry Overview – (1/2)

Sustained Government Focus on Infrastructure Spending and Asset Monetisation Supporting India's Infrastructure Buildout

Public Investments in Infrastructure have climbed rapidly



National Monetisation Pipeline creating large-scale opportunities for institutional and private participation in infrastructure assets

NMP 1.0 **FY22-FY25**

Planned Monetisation Pipeline **INR 6 Trillion**

89% Achievement **~INR 5.3 Trillion**

Key Sectors:

- Roads & Highways
- Railways
- Gas Pipelines
- Telecom

NMP 2.0 **FY26-FY30**

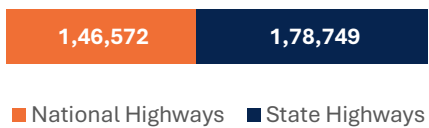
Planned Monetisation Pipeline **INR 16.72 Trillion**

Across Infrastructure **12 Sectors**

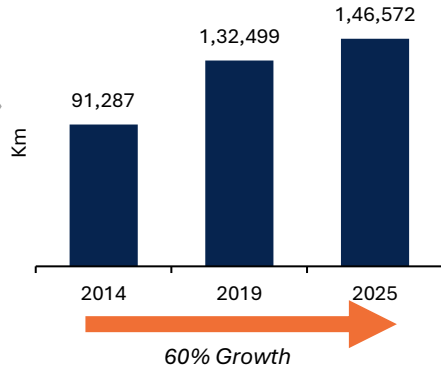
- Multiple monetisation routes including asset transfers, stake divestments and cash flow securitisation
- Monetisation proceeds to support new infrastructure creation

Roads Have Emerged as a Key Growth Sector

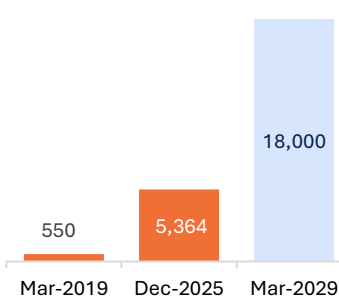
63,73,581 Km
India has the second largest road traffic network in the world¹



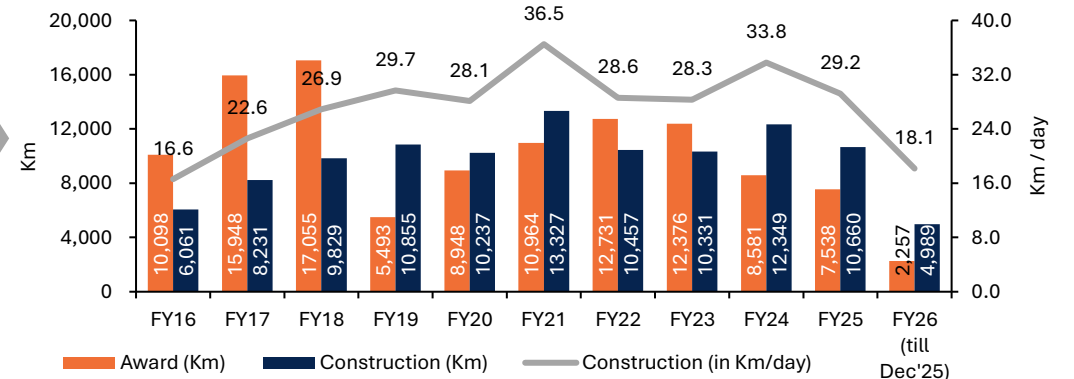
National Highways Network In India Over the years (Km)



NH High-Speed Corridors Are Increasing (Km) incl. SH



Pace of National Highways Construction Has Risen Consistently



(1) Road network comprises of 60,48,260 km of other roads; Source: PIB, MoRTH Annual Report 2026, Roads Statistics of India, NITI Aayog, 2026-2027 Budget

Industry Overview – (2/2)

InvITs Ecosystem In India

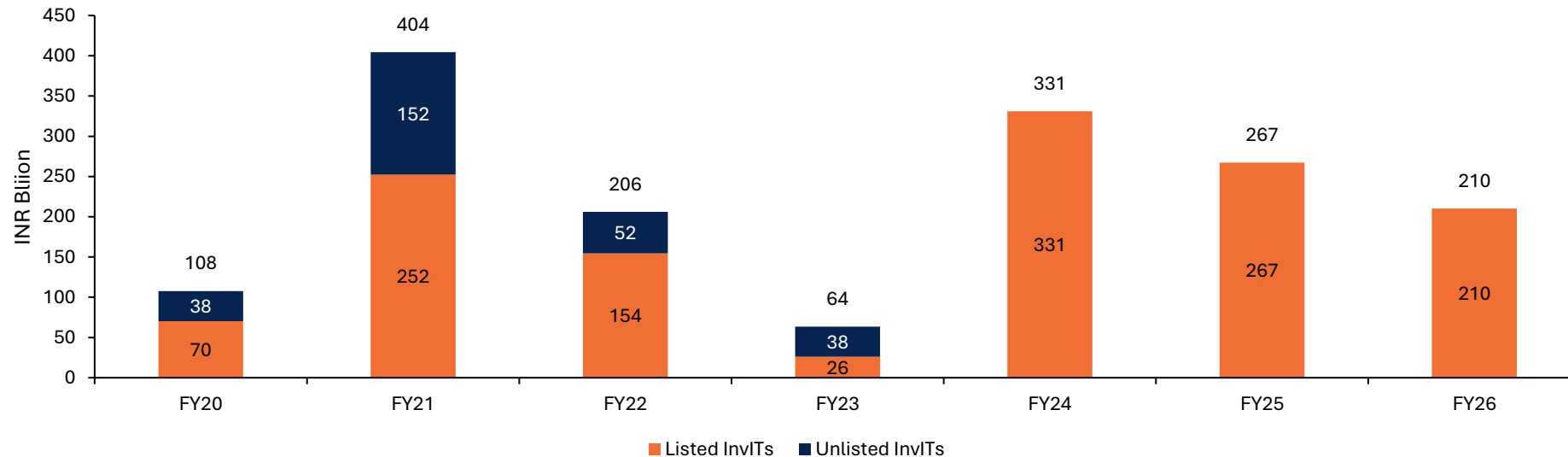
Net AUM¹
~INR 7 Trillion

SEBI Registered InvITs²
28

No. of Road InvITs²
16

Funds Raised by InvITs
Since FY20
~INR 1.59 Trillion






Funds Raised By InvITs Over the Years








Target SPVs – (1/2)



KNR Guruvayur Infra Private Limited: Six Laning of Valanchery to Kappirikkad section of NH-66 (old NH- 17) of 37.35 kms (Design Ch. Km 298+500 to Km. 335+850)

				
State	Operation Period	PCOD	Annuities recd.	Balance Life*
Kerala	15 years	July 17, 2025	1	14.31 years

KNR Ramanattukara Infra Private Limited: Six Laning of Ramanattukara junction to start of Valanchery bypass section of NH-66 (old NH- 17) of 39.682 kms (Design Ch. Km 258+818 to Km. 298+500)

				
State	Operation Period	PCOD	Annuities recd.	Balance Life*
Kerala	15 years	July 18, 2025	1	14.31 years








**As on Mar 31, 2026*






Target SPVs – (2/2)



KNR Palani Infra Private Limited: Four Laning of Oddanchatram – Madathukulam section of NH-209 (New NH-83) of 45.38 kms (Design Ch. Km 29.000 to Km. 74.380)

				
State	Operation Period	PCOD	Annuities recd.	Balance Life*
Tamil Nadu	15 years	Sep 02, 2022	7	11.43 years

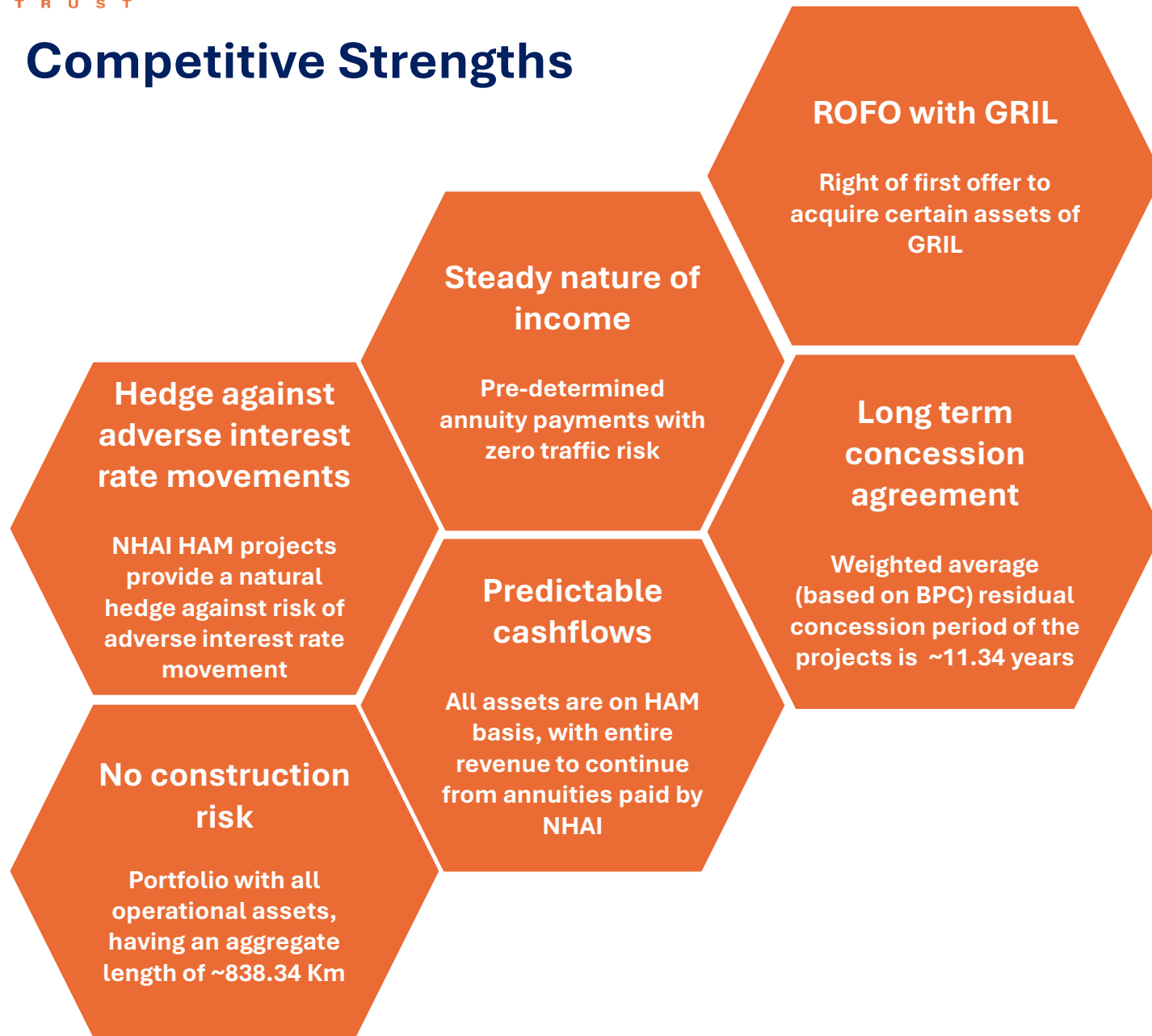
KNR Ramagiri Infra Private Limited: Six Laning of Chittoor Thatchur section of NH-716B of 34.66 kms (Design Ch. Km 61.380 to Km. 96.040)

				
State	Operation Period	PCOD	Annuities recd.	Balance Life*
Andhra Pradesh	15 years	Dec 16, 2024	2	13.72 years



**As on Mar 31, 2026*

Competitive Strengths



Key Milestones



Standalone Financial Highlights

Rs. in Million

Particulars	QY ended		FY ended	
	31.03.2026	31.12.2025	31.03.2026	31.03.2025
Total Income	2,001.23	2,024.27	7,974.04	14,508.74
Total Expenses ¹	795.45	719.56	3,352.58	7,842.34
EBITDA	1,205.78*	1,304.71*	4,621.46^	6,666.40^
Finance Cost	424.66	398.68	1,581.82	1,150.57
Profit before tax	781.12	906.03	3,039.64	5,515.83
Tax Expense	21.79	31.06	90.52	64.64
Net profit	759.33	874.97	2,949.12	5,451.19

*Considering impairment of investments – Rs. 631.37 mn (Q4FY26), Rs. 605.49 mn (Q3FY26)

^Considering impairment of investments – Rs. 2,955.01 mn (FY26), Rs. 7,517.59 mn (FY25)

Consolidated Financial Highlights

Rs. in Million

Particulars	QY ended		FY ended	
	31.03.2026	31.12.2025	31.03.2026	31.03.2025
Total Income	2,081.16	2,031.37	7,490.67	8,555.97
Total Expenses ¹	585.64	625.30	1,939.01	2,236.44
EBITDA	1,495.52	1,406.07	5,551.66	6,319.53
Finance Cost	464.63	412.26	1,679.75	1,290.95
Profit before tax	1,030.89	993.81	3,871.91	5,028.58
Tax Expense	(31.89)	29.49	45.51	211.92
Net profit	1,062.78	964.32	3,826.40	4,816.66

Valuation Summary

Rs. in Million

Particulars (FY ended 31.03.2026)	Value
A. Total Assets	89,301.00
B. Total Liabilities	37,562.72
C. Net Assets (A-B)	51,738.28
Outstanding Units (No. of Units)	44,29,38,605
NAV at Fair Value (INR per Unit)	116.81

Abbreviations

Name	Abbreviation
Porbandar Dwarka Expressway Private Limited	PDEPL
GR Dwarka Devariya Highway Private Limited	GDDHPL
GR Akkalkot Solapur Highway Private Limited	GASHPL
GR Sangli Solapur Highway Private Limited	GSSHPL
GR Phagwara Expressway Private Limited	GPEL
Varanasi Sangam Expressway Private Limited	VSEPL
GR Gundugolanu Devarapalli Highway Private Limited	GGDHPL
GR Aligarh Kanpur Highway Private Limited	GAKHPL
GR Galgalia Bahadurganj Highway Private Limited	GGBHPL
GR Bahadurganj Araria Highway Private Limited	GBAHPL
GR Ena Kim Expressway Private Limited	GEKEPL
GR Ujjain Bandawar Highway Private Limited	GUBHPL
GR Bilaspur Uрга Highway Private Limited	GBUHPL

THANKYOU